

fontTYPE

MAGAZINE

periodico di tipografia digitale *
#0 del 11/11/2022

IN QUESTO NUMERO:

DANGER DIABOLIK
TRANSFORMERS
MELIS
RAINBOW
BAGNON
VOYEUR
TYPEWARD
A PLACHE IN THE SUN
TO SPAC CONE
MONTREAL



DANGER DIABOLIK



Edito riale



Iniziare un viaggio tipografico rispettando i canoni che hanno da sempre stabilito le regole della scrittura tradizionale, così come è stata tramandata in secoli di codici che hanno conosciuto l'evolversi di nuove tipologie di parola scritta. FonTYPE vuole aggiungere un piccolo tassello nel vasto cammino di un valore tipografico che è sempre stato custodito con tenacia e passione per una scienza che è sempre stata il nutrimento del nostro stesso linguaggio universale: la scrittura.

Una promessa ripiegata in quella tradizione che vuole il font come unico vincolo di un elaborato grafico così prezioso nel patrimonio della stessa nostra comunicazione. Un cammino che speriamo possa entusiasmare sempre di più, conservando intatti i dogmi che lo hanno sempre ispirato; la stampa e la sua applicazione. Buon viaggio, insieme a noi.

Paolo Arfelli

fon**TYPE**

Aperiodico di Tipografia Digitale

FonTYPE MAGAZINE è una pubblicazione aperiodica non soggetta a registrazione ex. art. 5 Legge 8 febbraio 1948, n. 47

Stampato in digitale e pubblicato online in Ravenna nell'anno 2022

presso Alphabet & Type® di Paolo Arfelli

Via Delfino, 21

Punta Marina Terme 48122

vannucci@alphabtype.eu

Grafica, impaginazione e Webmaster:

Paolo Arfelli

Open Source Desktop Publishing:

Scribus

Stampa copie cartacee:

4Graph

Consulenza Legale Editoriale:

Studio Garamond

Danger Diabolik

Script: Occidentale

6 point

ABCDEF GHIJKLMNOPRSTUVWXY Z ABCDEF GHIJKLMNOPRSTUVWXY Z 1234567890

8 point

ABCDEF GHIJKLMNOPRSTUVWXY Z ABCDEF GHIJKLMNOPRSTUVWXY Z 1234567890

10 point

ABCDEF GHIJKLMNOPRSTUVWXY Z ABCDEF GHIJKLMNOPRSTUVWXY Z

12 point

ABCDEF GHIJKLMNOPRSTUVWXY Z ABCDEF GHIJKLMNOPRSTUVWXY Z

14 point

ABCDEF GHIJKLMNOPRSTUVWXY Z ABCDEF GHIJKLMNOPRSTUVWXY Z

18 point

ABCDEF GHIJKLMNOPRSTUVWXY Z ABCDEF GHIJKLMNOPRSTUVWXY Z

24 point

ABCDEF GHIJKLMNOPRSTUVWXY Z ABCDEF GHIJKLMNOPRSTUVWXY Z

30 point

ABCDEF GHIJKLMNOPRSTUVWXY Z ABCDEF GHIJKLMNOPRSTUVWXY Z

36 point

ABCDEF GHIJKLMNOPRSTUVWXY Z ABCDEF GHIJKLMNOPRSTUVWXY Z

42 point

ABCDEF GHIJKLMNOPRSTUVWXY Z ABCDEF GHIJKLMNOPRSTUVWXY Z

48 point

ABCDEF GHIJKLMNOPRSTUVWXY Z ABCDEF GHIJKLMNOPRSTUVWXY Z

60 point

ABCDEF GHIJKLMNOPRSTUVWXY Z ABCDEF GHIJKLMNOPRSTUVWXY Z

72 point

ABCDEF GHIJKLMNOPRSTUVWXY Z ABCDEF GHIJKLMNOPRSTUVWXY Z



6 point

YOU CAN START WINDOWS-BASED PROGRAMS FROM A COMMAND PROMPT BY TYPING THE NAME OF THE PROGRAM YOU WANT TO RUN, INCLUDING PARAMETERS. FOR EXAMPLE, TO START NOTEPAD, TYPE 'NOTEPAD' AT THE COMMAND PROMPT, AND THEN PRESS ENTER. YOU CAN ALSO START WINDOWS-BASED PROGRAMS IN BATCH FILES.

8 point

YOU CAN START WINDOWS-BASED PROGRAMS FROM A COMMAND PROMPT BY TYPING THE NAME OF THE PROGRAM YOU WANT TO RUN, INCLUDING PARAMETERS. FOR EXAMPLE, TO START NOTEPAD, TYPE 'NOTEPAD' AT THE COMMAND PROMPT, AND THEN PRESS ENTER. YOU CAN ALSO START WINDOWS-BASED PROGRAMS IN BATCH FILES.

10 point

YOU CAN START WINDOWS-BASED PROGRAMS FROM A COMMAND PROMPT BY TYPING THE NAME OF THE PROGRAM YOU WANT TO RUN, INCLUDING PARAMETERS. FOR EXAMPLE, TO START NOTEPAD, TYPE 'NOTEPAD' AT THE COMMAND PROMPT, AND THEN PRESS ENTER. YOU CAN ALSO START WINDOWS-BASED PROGRAMS IN BATCH FILES.

12 point

YOU CAN START WINDOWS-BASED PROGRAMS FROM A COMMAND PROMPT BY TYPING THE NAME OF THE PROGRAM YOU WANT TO RUN, INCLUDING PARAMETERS. FOR EXAMPLE, TO START NOTEPAD, TYPE 'NOTEPAD' AT THE COMMAND PROMPT, AND THEN PRESS ENTER. YOU CAN ALSO START WINDOWS-BASED PROGRAMS IN BATCH FILES.

Transformers

Script: Occidentale

6 point

ABCDEFGHIJKLMNOPQRSTUVWXYZabcdefghijklmnopqrstuvwxyz01234567890

8 point

ABCDEFGHIJKLMNOPQRSTUVWXYZabcdefghijklmnopqrstuvwxyz01234567890

10 point

ABCDEFGHIJKLMNOPQRSTUVWXYZabcdefghijklmnopqrstuvwxyz01234567890

12 point

ABCDEFGHIJKLMNOPQRSTUVWXYZabcdefghijklmnopqrstuvwxyz01234567890

14 point

ABCDEFGHIJKLMNOPQRSTUVWXYZabcdefghijklmnopqrstuvwxyz01234567890

18 point

ABCDEFGHIJKLMNOPQRSTUVWXYZabcdefghijklmnopqrstuvwxyz01234567890

24 point

ABCDEFGHIJKLMNOPQRSTUVWXYZabcdefghijklmnopqrstuvwxyz01234567890

30 point

ABCDEFGHIJKLMNOPQRSTUVWXYZabcdefghijklmnopqrstuvwxyz01234567890

36 point

ABCDEFGHIJKLMNOPQRSTUVWXYZabcdefghijklmnopqrstuvwxyz01234567890

42 point

ABCDEFGHIJKLMNOPQRSTUVWXYZabcdefghijklmnopqrstuvwxyz01234567890

48 point

ABCDEFGHIJKLMNOPQRSTUVWXYZabcdefghijklmnopqrstuvwxyz01234567890

60 point

ABCDEFGHIJKLMNOPQRSTUVWXYZabcdefghijklmnopqrstuvwxyz01234567890

72 point

ABCDEFGHIJKLMNOPQRSTUVWXYZabcdefghijklmnopqrstuvwxyz01234567890



6 point

YOU CAN START WINDOWS-BASED PROGRAMS FROM A COMMAND PROMPT BY TYPING THE NAME OF THE PROGRAM YOU WANT TO RUN, INCLUDING PARAMETERS. FOR EXAMPLE, TO START NOTEPAD, TYPE "NOTEPAD" AT THE COMMAND PROMPT, AND THEN PRESS ENTER. YOU CAN ALSO START WINDOWS-BASED PROGRAMS IN BATCH FILES.

8 point

YOU CAN START WINDOWS-BASED PROGRAMS FROM A COMMAND PROMPT BY TYPING THE NAME OF THE PROGRAM YOU WANT TO RUN, INCLUDING PARAMETERS. FOR EXAMPLE, TO START NOTEPAD, TYPE "NOTEPAD" AT THE COMMAND PROMPT, AND THEN PRESS ENTER. YOU CAN ALSO START WINDOWS-BASED

10 point

YOU CAN START WINDOWS-BASED PROGRAMS FROM A COMMAND PROMPT BY TYPING THE NAME OF THE PROGRAM YOU WANT TO RUN, INCLUDING PARAMETERS. FOR EXAMPLE, TO START NOTEPAD, TYPE "NOTEPAD" AT THE COMMAND PROMPT.

12 point

YOU CAN START WINDOWS-BASED PROGRAMS FROM A COMMAND PROMPT BY TYPING THE NAME OF THE PROGRAM YOU WANT TO RUN, INCLUDING PARAMETERS. FOR EXAMPLE, TO START NOTEPAD, TYPE "NOTEPAD" AT THE COMMAND PROMPT, AND THEN

Metis

Script: Occidentale

6 point

A B C D E F G H I J K L M N O P R S T U V X Y Z a b c d e f g h i j k l m n o p q r s t u v w x y z 1 2 3 4 5 6 7 8 9 0

8 point

A B C D E F G H I J K L M N O P R S T U V X Y Z a b c d e f g h i j k l m n o p q r s t u v w x y z 1 2 3 4 5 6 7 8 9 0

10 point

A B C D E F G H I J K L M N O P R S T U V X Y Z a b c d e f g h i j k l m n o p q r s t u v w x y z 1 2 3 4 5 6 7 8 9 0

12 point

A B C D E F G H I J K L M N O P R S T U V X Y Z a b c d e f g h i j k l m n o p q r s t u v w x y z 1 2 3 4 5 6 7 8 9 0

14 point

A B C D E F G H I J K L M N O P R S T U V X Y Z a b c d e f g h i j k l m n o p q r s t u v w x y z 1 2 3 4 5 6 7 8 9 0

18 point

A B C D E F G H I J K L M N O P R S T U V X Y Z a b c d e f g h i j k l m n o p q r s t u v w x y z 1 2 3 4 5 6 7 8 9 0

24 point

A B C D E F G H I J K L M N O P R S T U V X Y Z a b c d e f g h i j k l m n o p q r s t u v w x y z 1 2 3 4 5 6 7 8 9 0

30 point

A B C D E F G H I J K L M N O P R S T U V X Y Z a b c d e f g h i j k l m n o p q r s t u v w x y z 1 2 3 4 5 6 7 8 9 0

36 point

A B C D E F G H I J K L M N O P R S T U V X Y Z a b c d e f g h i j k l m n o p q r s t u v w x y z 1 2 3 4 5 6 7 8 9 0

42 point

A B C D E F G H I J K L M N O P R S T U V X Y Z a b c d e f g h i j k l m n o p q r s t u v w x y z 1 2 3 4 5 6 7 8 9 0

48 point

A B C D E F G H I J K L M N O P R S T U V X Y Z a b c d e f g h i j k l m n o p q r s t u v w x y z 1 2 3 4 5 6 7 8 9 0

60 point

A B C D E F G H I J K L M N O P R S T U V X Y Z a b c d e f g h i j k l m n o p q r s t u v w x y z 1 2 3 4 5 6 7 8 9 0

72 point

A B C D E F G H I J K L M N O P R S T U V X Y Z a b c d e f g h i j k l m n o p q r s t u v w x y z 1 2 3 4 5 6 7 8 9 0



6 point

You can start Windows-based programs from a command prompt by typing the name of the program you want to run, including parameters. For example, to start Notepad, type "notepad" at the command prompt, and then press ENTER. You can also start Windows-based programs in batch files.

8 point

You can start Windows-based programs from a command prompt by typing the name of the program you want to run, including parameters. For example, to start Notepad, type "notepad" at the command prompt, and then press ENTER. You can also start Windows-based programs in batch files.

10 point

You can start Windows-based programs from a command prompt by typing the name of the program you want to run, including parameters. For example, to start Notepad, type "notepad" at the command prompt, and then press ENTER. You can also start Windows-based programs in batch files.

12 point

You can start Windows-based programs from a command prompt by typing the name of the program you want to run, including parameters. For example, to start Notepad, type "notepad" at the command prompt, and then press ENTER. You can also start Windows-based programs in batch files.

Rainbow

Script: Occidentale

6 point

ABCDEFGHIJKLMN OPQRSTUVWXYZabcdefghijklmnopqrstuvwxyz234567890

8 point

ABCDEFGHIJKLMN OPQRSTUVWXYZabcdefghijklmnopqrstuvwxyz2345

10 point

ABCDEFGHIJKLMN OPQRSTUVWXYZabcdefghijklmnopqrstuvwxyz

12 point

ABCDEFGHIJKLMN OPQRSTUVWXYZabcdefghijklmnopqrstuvwxyz

14 point

ABCDEFGHIJKLMN OPQRSTUVWXYZabcdefghijklmnopqrstuvwxyz

18 point

ABCDEFGHIJKLMN OPQRSTUVWXYZ

24 point

ABCDEFGHIJKLMN OP

30 point

ABCDEFGHIJKLMN

36 point

ABCDEFGHIJKLM

42 point

ABCDEFGHIJK

48 point

ABCDEFGHIJ

60 point

ABCDEFG

72 point

ABCDEF



6 point

You can start Windows-based programs from a command prompt by typing the name of the program you want to run, including parameters.

For example, to start Notepad, type "notepad" at the command prompt, and then press ENTER. You can also start Windows-based programs in batch files.

8 point

You can start Windows-based programs from a command prompt by typing the name of the program you want to run, including parameters.

For example, to start Notepad, type "notepad" at the command prompt, and then press ENTER. You can also start

10 point

You can start Windows-based programs from a command prompt by typing the name of the program you want to run, including parameters.

For example, to start Notepad, type "notepad" at the command prompt, and then press ENTER. You

12 point

You can start Windows-based programs from a command prompt by typing the name of the program you want to run, including parameters. For example, to start Notepad, type "notepad" at the command prompt, and then press ENTER. You can

HULK3D

Script: Occidentale

6 point

ABCDEFGHIJKLMN OPQRSTU VXYZABCDEFGHIJKLMN OPQRSTU VXYZ1234567890

8 point

ABCDEFGHIJKLMN OPQRSTU VXYZABCDEFGHIJKLMN OPQRSTU

10 point

ABCDEFGHIJKLMN OPQRSTU VXYZABCDEFGHIJKLM

12 point

ABCDEFGHIJKLMN OPQRSTU VXYZABCDEFGHI

14 point

ABCDEFGHIJKLMN OPQRSTU VXYZABCDEFGHI

18 point

ABCDEFGHIJKLMN OPQRSTU

24 point

ABCDEFGHIJKLMNO

30 point

ABCDEFGHIJKLM

36 point

ABCDEFGHIJK

42 point

ABCDEFGHI

48 point

ABCDEFG

60 point

ABCDEF

72 point

ABCDE



6 point

YOU CAN START WINDOWS-BASED PROGRAMS FROM A COMMAND PROMPT BY TYPING THE NAME OF THE PROGRAM YOU WANT TO RUN, INCLUDING PARAMETERS. FOR EXAMPLE, TO START NOTEPAD, TYPE 'NOTEPAD' AT THE COMMAND PROMPT, AND THEN PRESS ENTER. YOU CAN ALSO START WINDOWS-BASED PROGRAMS IN BATCH FILES.

8 point

YOU CAN START WINDOWS-BASED PROGRAMS FROM A COMMAND PROMPT BY TYPING THE NAME OF THE PROGRAM YOU WANT TO RUN, INCLUDING PARAMETERS. FOR EXAMPLE, TO START NOTEPAD, TYPE 'NOTEPAD' AT THE COMMAND PROMPT, AND THEN PRESS ENTER. YOU CAN ALSO START WINDOWS-BASED PROGRAMS IN BATCH FILES.

10 point

YOU CAN START WINDOWS-BASED PROGRAMS FROM A COMMAND PROMPT BY TYPING THE NAME OF THE PROGRAM YOU WANT TO RUN, INCLUDING PARAMETERS. FOR EXAMPLE, TO START NOTEPAD, TYPE 'NOTEPAD' AT THE COMMAND PROMPT, AND THEN PRESS ENTER. YOU CAN ALSO START WINDOWS-BASED PROGRAMS IN BATCH FILES.

12 point

YOU CAN START WINDOWS-BASED PROGRAMS FROM A COMMAND PROMPT BY TYPING THE NAME OF THE PROGRAM YOU WANT TO RUN, INCLUDING PARAMETERS. FOR EXAMPLE, TO START NOTEPAD, TYPE 'NOTEPAD' AT THE COMMAND PROMPT, AND THEN PRESS ENTER. YOU CAN ALSO START WINDOWS-BASED PROGRAMS

DRAGON

Script: Occidentale

6 point

ABCDEFGHIJKLMNOPQRSTUVWXYZ 明史的長河默地說滿文

8 point

ABCDEFGHIJKLMNOPQRSTUVWXYZ 明史的長河默地說滿文

10 point

ABCDEFGHIJKLMNOPQRSTUVWXYZ 明史的長河默地

12 point

ABCDEFGHIJKLMNOPQRSTUVWXYZ 明史的

14 point

ABCDEFGHIJKLMNOPQRSTUVWXYZ

18 point

ABCDEFGHIJKLMNOPQRSTUVWXYZ

24 point

ABCDEFGHIJKLMNOPQRSTUVWXYZ

30 point

ABCDEFGHIJKLMNOPQRSTUVWXYZ

36 point

ABCDEFGHIJKLMNOPQRSTUVWXYZ

42 point

ABCDEFGHIJKLMNOP

48 point

ABCDEFGHIJKLMN

60 point

ABCDEFGHIJKL

72 point

ABCDEFGHIJ



6 point

YOU CAN START WINDOWS-BASED PROGRAMS FROM A COMMAND PROMPT BY TYPING THE NAME OF THE PROGRAM YOU WANT TO RUN, INCLUDING PARAMETERS. FOR EXAMPLE, TO START NOTEPAD, TYPE "NOTEPAD" AT THE COMMAND PROMPT, AND THEN PRESS ENTER. YOU CAN ALSO START WINDOWS-BASED PROGRAMS IN BATCH FILES.

8 point

YOU CAN START WINDOWS-BASED PROGRAMS FROM A COMMAND PROMPT BY TYPING THE NAME OF THE PROGRAM YOU WANT TO RUN, INCLUDING PARAMETERS. FOR EXAMPLE, TO START NOTEPAD, TYPE "NOTEPAD" AT THE COMMAND PROMPT, AND THEN PRESS ENTER. YOU CAN ALSO START WINDOWS-BASED PROGRAMS IN BATCH FILES.

10 point

YOU CAN START WINDOWS-BASED PROGRAMS FROM A COMMAND PROMPT BY TYPING THE NAME OF THE PROGRAM YOU WANT TO RUN, INCLUDING PARAMETERS. FOR EXAMPLE, TO START NOTEPAD, TYPE "NOTEPAD" AT THE COMMAND PROMPT, AND THEN PRESS ENTER. YOU CAN ALSO START WINDOWS-BASED PROGRAMS IN BATCH FILES.

12 point

YOU CAN START WINDOWS-BASED PROGRAMS FROM A COMMAND PROMPT BY TYPING THE NAME OF THE PROGRAM YOU WANT TO RUN, INCLUDING PARAMETERS. FOR EXAMPLE, TO START NOTEPAD, TYPE "NOTEPAD" AT THE COMMAND PROMPT, AND THEN PRESS ENTER. YOU CAN ALSO START WINDOWS-BASED PROGRAMS IN BATCH FILES.

Volpedo Book

Script: Occidentale

6 point

ABCDEFGHIJKLMNOPQRSTUVWXYZabcdefghijklmnopqrstuvwxyz0123456789

8 point

ABCDEFGHIJKLMNOPQRSTUVWXYZabcdefghijklmnopqrstuvwxyz0123456789

10 point

ABCDEFGHIJKLMNOPQRSTUVWXYZabcdefghijklmnopqrstuvwxyz0123

12 point

ABCDEFGHIJKLMNOPQRSTUVWXYZabcdefghijklmnopqrstuvwxyz0123456789

14 point

ABCDEFGHIJKLMNOPQRSTUVWXYZabcdefghijklmnopqrstuvwxyz0123456789

18 point

ABCDEFGHIJKLMNOPQRSTUVWXYZabcdefghijklmnopqrstuvwxyz0123456789

24 point

ABCDEFGHIJKLMNOPQRSTUVWXYZabcdefghijklmnopqrstuvwxyz0123456789

30 point

ABCDEFGHIJKLMNOPQRSTUVWXYZabcdefghijklmnopqrstuvwxyz0123456789

36 point

ABCDEFGHIJKLMNOPQRSTUVWXYZabcdefghijklmnopqrstuvwxyz0123456789

42 point

ABCDEFGHIJKLMNOPQRSTUVWXYZabcdefghijklmnopqrstuvwxyz0123456789

48 point

ABCDEFGHIJKLMNOPQRSTUVWXYZabcdefghijklmnopqrstuvwxyz0123456789

60 point

ABCDEFGHIJKLMNOPQRSTUVWXYZabcdefghijklmnopqrstuvwxyz0123456789

72 point

ABCDEFGHIJKLMNOPQRSTUVWXYZabcdefghijklmnopqrstuvwxyz0123456789



6 point

You can start Windows-based programs from a command prompt by typing the name of the program you want to run, including parameters. For example, to start Notepad, type "notepad" at the command prompt, and then press ENTER. You can also start Windows-based programs in batch files.

8 point

You can start Windows-based programs from a command prompt by typing the name of the program you want to run, including parameters. For example, to start Notepad, type "notepad" at the command prompt, and then press ENTER. You can also start Windows-based programs in batch files.

10 point

You can start Windows-based programs from a command prompt by typing the name of the program you want to run, including parameters. For example, to start Notepad, type "notepad" at the command prompt, and then press ENTER. You can also start Windows-based programs in batch files.

12 point

You can start Windows-based programs from a command prompt by typing the name of the program you want to run, including parameters. For example, to start Notepad, type "notepad" at the command prompt, and then press ENTER. You can also start Windows-based programs in batch files.

Typeward

Script: Occidentale

6 point

ABCDEFGHIJKLMNPRSTUVWYZabcdefghijklmnopqrstuvwxyz034567890

8 point

ABCDEFGHIJKLMNPRSTUVWYZabcdefghijklmnopqrstuvwxyz034567890

10 point

ABCDEFGHIJKLMNPRSTUVWYZabcdefghijklmnopqrstuvwxyz034567890

12 point

ABCDEFGHIJKLMNPRSTUVWYZabcdefghijklmnopqrstuvwxyz034567890

14 point

ABCDEFGHIJKLMNPRSTUVWYZabcdefghijklmnopqrstuvwxyz

18 point

ABCDEFGHIJKLMNPRSTUVWYZabcdefghijklmnopqrstuvwxyz

24 point

ABCDEFGHIJKLMNPRSTUVWXYZabcdefghijklmnopqrstuvwxyz

30 point

ABCDEFGHIJKLMNPRSTU

36 point

ABCDEFGHIJKLMNOP

42 point

ABCDEFGHIJKLMN

48 point


ABCDEFGHIJKLN

60 point

ABCDEFGHIJT

72 point

ABCDEFGHI



6 point

You can start Windows-based programs from a command prompt by typing the name of the program you want to run, including parameters. For example, to start Notepad, type "notepad" at the command prompt, and then press ENTER. You can also start Windows-based programs in batch files.

8 point

You can start Windows-based programs from a command prompt by typing the name of the program you want to run, including parameters. For example, to start Notepad, type "notepad" at the command prompt, and then press ENTER. You can also start Windows-based programs in batch files.

10 point

You can start Windows-based programs from a command prompt by typing the name of the program you want to run, including parameters. For example, to start Notepad, type "notepad" at the command prompt, and then press ENTER. You can also start Windows-based programs in batch files.

12 point

You can start Windows-based programs from a command prompt by typing the name of the program you want to run, including parameters. For example, to start Notepad, type "notepad" at the command prompt, and then press ENTER. You can also start Windows-based programs in batch files.

A place in the Sun

Script: Occidentale

6 point

ABCDEFGHIJKLMNOPQRSTUVWXYZ1234567890

8 point

ABCDEFGHIJKLMNOPQRSTUVWXYZ

10 point

ABCDEFGHIJKLMNOPQRSTUVWXYZ

12 point

ABCDEFGHIJKLMNOPQRSTUVWXYZ

14 point

ABCDEFGHIJKLMNOPQRSTUVWXYZ

18 point

ABCDEFGHIJKLMNOPQRSTUVWXYZ

24 point

ABCDEFGHIJKLMNOPQRSTUVWXYZ

30 point

ABCDEFGHIJKLMNOPQRSTUVWXYZ

36 point

ABCDEFGHIJKLMNOPQRSTUVWXYZ

42 point

ABCDEFGHIJKLMNOPQRSTUVWXYZ

48 point

ABCDEFGHIJKLMNOPQRSTUVWXYZ

60 point

ABCDEFGHIJKLMNOPQRSTUVWXYZ

72 point

ABCDEFGHIJKLMNOPQRSTUVWXYZ



6 point

YOU CAN START WINDOWS-BASED PROGRAMS FROM A COMMAND PROMPT BY TYPING THE NAME OF THE PROGRAM YOU WANT TO RUN, INCLUDING PARAMETERS. FOR EXAMPLE, TO START NOTEPAD, TYPE 'NOTEPAD' AT THE COMMAND PROMPT, AND THEN PRESS ENTER. YOU CAN ALSO START WINDOWS-BASED PROGRAMS IN BATCH FILES.

8 point

YOU CAN START WINDOWS-BASED PROGRAMS FROM A COMMAND PROMPT BY TYPING THE NAME OF THE PROGRAM YOU WANT TO RUN, INCLUDING PARAMETERS. FOR EXAMPLE, TO START NOTEPAD, TYPE 'NOTEPAD' AT THE COMMAND PROMPT, AND THEN PRESS ENTER. YOU CAN ALSO START WINDOWS-BASED PROGRAMS IN BATCH FILES.

10 point

YOU CAN START WINDOWS-BASED PROGRAMS FROM A COMMAND PROMPT BY TYPING THE NAME OF THE PROGRAM YOU WANT TO RUN, INCLUDING PARAMETERS. FOR EXAMPLE, TO START NOTEPAD, TYPE 'NOTEPAD' AT THE COMMAND PROMPT, AND THEN PRESS ENTER. YOU CAN ALSO START WINDOWS-BASED PROGRAMS IN

12 point

YOU CAN START WINDOWS-BASED PROGRAMS FROM A COMMAND PROMPT BY TYPING THE NAME OF THE PROGRAM YOU WANT TO RUN, INCLUDING PARAMETERS. FOR EXAMPLE, TO START NOTEPAD, TYPE 'NOTEPAD' AT THE COMMAND PROMPT, AND THEN PRESS ENTER. YOU CAN ALSO START

Lo Spaccone

Script

6 point

ABCDEFGHIJKLMNOPQRSTUVWXYZ1234567890

8 point

ABCDEFGHIJKLMNOPQRSTUVWXYZ

10 point

ABCDEFGHIJKLMNOPQRSTUVWXYZ

12 point

ABCDEFGHIJKLMNOPQRSTUVWXYZ

14 point

ABCDEFGHIJKLMNOPQRSTUVWXYZ

16 point

ABCDEFGHIJKLMNOPQRSTUVWXYZ

24 point

ABCDEFGHIJKLMNOPQRSTUVWXYZ

30 point

ABCDEFGHIJKLMNOPQRSTUVWXYZ

36 point

ABCDEFGHIJKLMNOPQRSTUVWXYZ

42 point

ABCDEFGHIJKLMNOPQRSTUVWXYZ

48 point

ABCDEFGHIJKLMNOPQRSTUVWXYZ

60 point

ABCDEFGHIJKLMNOPQRSTUVWXYZ

72 point

ABCDEFGHIJKLMNOPQRSTUVWXYZ

72 point

ABCDEFGHIJKLMNOPQRSTUVWXYZ



6 point

YOU CAN START WINDOWS-BASED PROGRAMS FROM A COMMAND PROMPT BY TYPING THE NAME OF THE PROGRAM YOU WANT TO RUN, INCLUDING PARAMETERS. FOR EXAMPLE, TO START NOTEPAD, TYPE 'NOTEPAD' AT THE COMMAND PROMPT, AND THEN PRESS ENTER. YOU CAN ALSO START WINDOWS-BASED PROGRAMS IN BATCH FILES.

8 point

YOU CAN START WINDOWS-BASED PROGRAMS FROM A COMMAND PROMPT BY TYPING THE NAME OF THE PROGRAM YOU WANT TO RUN, INCLUDING PARAMETERS. FOR EXAMPLE, TO START NOTEPAD, TYPE 'NOTEPAD' AT THE COMMAND PROMPT, AND THEN PRESS ENTER. YOU CAN ALSO START

10 point

YOU CAN START WINDOWS-BASED PROGRAMS FROM A COMMAND PROMPT BY TYPING THE NAME OF THE PROGRAM YOU WANT TO RUN, INCLUDING PARAMETERS. FOR EXAMPLE, TO START NOTEPAD, TYPE 'NOTEPAD' AT THE COMMAND

12 point

YOU CAN START WINDOWS-BASED PROGRAMS FROM A COMMAND PROMPT BY TYPING THE NAME OF THE PROGRAM YOU WANT TO RUN, INCLUDING PARAMETERS. FOR EXAMPLE, TO START NOTEPAD, TYPE 'NOTEPAD'

Marker

Script: Occidentale

6 point

#BCDEFGHIJKLMNOPQRSTUVWXYZabcdefghijklmnopqrstuvwxyz

8 point

#BCDEFGHIJKLMNOPQRSTUVWXYZabcdefghijklmnopqrstuvwxyz

10 point

#BCDEFGHIJKLMNOPQRSTUVWXYZabcdefghijklmnopqrstuvwxyz

12 point

#BCDEFGHIJKLMNOPQRSTUVWXYZabcdefghijklmnopqrstuvwxyz

14 point

#BCDEFGHIJKLMNOPQRSTUVWXYZabcdefghijklmnopqrstuvwxyz

16 point

#BCDEFGHIJKLMNOPQRSTUVWXYZabcdefghijklmnopqrstuvwxyz

24 point

#BCDEFGHIJKLMNOPQRSTUVWXYZ

30 point

#BCDEFGHIJKLMNOP

36 point

#BCDEFGHIJKLMN

42 point

#BCDEFGHIJKL

48 point

#BCDEFGHIJK

60 point

#BCDEFGH

72 point

#BCDEFC



6 point

You can start Windows-based programs from a command prompt by typing the name of the program you want to run, including parameters. For example, to start Notepad type "notepad" at the command prompt, and then press ENTER. You can also start Windows-based programs in batch files.

8 point

You can start Windows-based programs from a command prompt by typing the name of the program you want to run, including parameters. For example, to start Notepad type "notepad" at the command prompt, and then press ENTER. You can also start Windows-based programs in batch files.

10 point

You can start Windows-based programs from a command prompt by typing the name of the program you want to run, including parameters. For example, to start Notepad type "notepad" at the command prompt, and then press ENTER. You can also start Windows-based programs in batch files.

You can start Windows-based programs from a command prompt by typing the name of the program you want to run, including parameters. For example, to start Notepad type "notepad" at the command prompt, and then press ENTER. You can also start Windows-based programs in batch files.

12 point

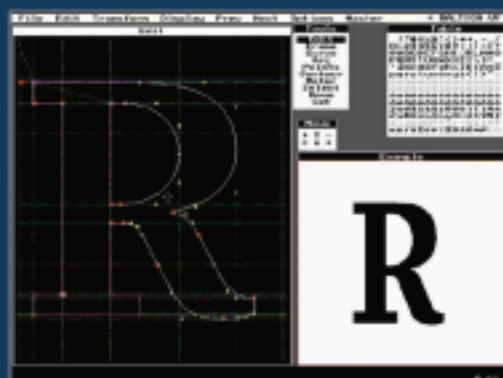
You can start Windows-based programs from a command prompt by typing the name of the program you want to run, including parameters. For example, to start Notepad type "notepad" at the command prompt, and then press ENTER. You can also start Windows-based programs in batch files.

You can start Windows-based programs from a command prompt by typing the name of the program you want to run, including parameters. For example, to start Notepad type "notepad" at the command prompt, and then press ENTER. You can also start Windows-based programs in batch files.

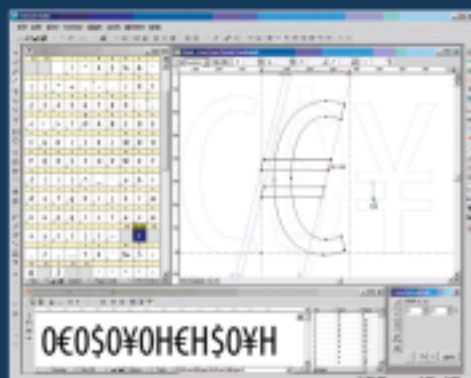
✘ The year 2005 marks an unusual anniversary: 30 years of digital font technology. In 1975, at the ATypI conference in Warsaw, Peter Karow from the Hamburg-based company URW introduced Ikarus, the world's first digital type design system that worked with outline fonts. Ten years later, Adobe created PostScript and the Type 1 font format, which both became standards in publishing. In the early 1990s, Apple introduced the TrueType font format and the Unicode Consortium published the Unicode Standard. Both initiatives laid the foundations for multilingual text processing and were subsequently implemented in Microsoft Windows and Mac OS. The turn of the millennium brought about OpenType, a significant initiative that unified PostScript, TrueType and Unicode, and added a sophisticated system of advanced typographic features.

The development of the digital font technology makes it easier for end-users to do text processing, typesetting and layout without sacrificing the typographic quality and logical correctness of the text. But nothing gets lost in Nature: using fonts is getting easier but developing them is more complex. Apart from just drawing letters, a type designer needs to know about encoding, hinting, layout features and various parameters that need to be set inside of a font.

FontLab is an application that assists the font developer in all that: a digital font editor for Mac and Windows that allows the designer to create professional-level fonts from start to end. In 2005, Fontlab Ltd. releases FontLab Studio 5, a new version of the application. *TYPO* magazine is the first to publish an overview of this new application, based on a beta version for Windows.



01 Font Designer 1.0, the protoplast of FontLab Studio 5.0 Font Designer 1.0, předchůdce FontLab Studio 5.0



02 Three main elements of the FontLab Studio 5 user interface: the Font Window showing the character set of a font, the Glyph Window for designing the glyph shapes, and the Metrics Window for setting metrics and kerning. Tři hlavní prvky uživatelského rozhraní FontLab Studio 5: okno Font ukazující znakovou sadu písma, okno Glyph sloužící k návrhu vzhledu glyfů a okno Metrics pro nastavení metrik a kerningu.

From Font Designer to FontLab Studio

The history of FontLab starts when the history of Soviet Union ends. With the collapse of the communist system in Central and Eastern Europe in 1989–90, numerous talents from the former “Soviet Bloc” realized the emerging opportunities. SoftUnion, a young Russian company based in St. Petersburg, was looking for a Western partner who would distribute the software products the company was developing. One of the products was a DOS-based font editing application called Font Designer, developed by a team of programmers led by a young engineer Yuri Yarmola. Pyrus North America Ltd., founded in 1992 by an American entrepreneur Ted Harrison, became SoftUnion’s worldwide distributor. In 1993–94, the SoftUnion team developed and Pyrus released FontLab 2.0, quickly followed by version 2.5, as well as ScanFont, a specialized autotracer that converted bitmaps into font glyphs. Despite being Windows-only applications, this set of fast and handy PostScript font tools started gaining popularity among type designers and font developers. In 1995 SoftUnion sold the FontLab product rights to Pyrus and focused on the hardware business. Yuri Yarmola and a team of programmers continued to work on font software, and in 1997, Pyrus released a set of new products: a basic font editor called TypeTool, a professional Asian font tool called FontLab Composer (that later became AsiaFont Studio), and a new version of ScanFont. In 1998, after a complete rewrite, FontLab 3.0 for Windows was released: the first font editor ever that allowed native editing of Type 1 and TrueType fonts, with full Unicode support and

high-quality hinting. FontLab 3.0 for Mac was released a year later and in 2000, new company Fontlab Ltd. was formed to continue development and distribution of the FontLab products. Compared to the last version of the application (4.6), FontLab Studio 5 seems much more than a fresh-up. According to Yuri Yarmola, vice president of Fontlab Ltd. and the company’s lead developer, practically every aspect of the application has been revised. “It was the users who shaped the development of the application. More than 90% of the changes in FontLab Studio 5 are based directly on customer feedback,” says Yarmola. The highlights of FontLab Studio 5 include new metrics and kerning editing, improved proofing and printing, improved Bézier drawing tools, integrated autotracing (formerly only available in ScanFont, a separate product), improved font merging and blending, in-context glyph design, better OpenType support, better autohinting, improved Python scripting support as well as hundreds of other improvements. FontLab Studio 5 is a versatile font editor for all sorts of users. The majority of the large font foundries and many smaller font houses use FontLab for designing new typefaces, creating the final font products, or both. Linguists, historians, publishers, librarians, scholars, educators, software companies, graphic designers and even Greek Orthodox monasteries use FontLab to create new typefaces and to extend, convert, re-encode and otherwise modify existing fonts. If FontLab Studio is “too much” for you, Fontlab Ltd. has simpler and more affordable products such as the basic font editor TypeTool or the universal font converter TransType.

TYPO TOOLS TEXT: ADAM TWARDOCH

FONTLAB STUDIO 5: TYPE DESIGNER'S DELIGHT

